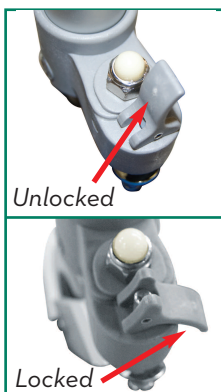


**OUR NEWEST COMBINATION WHEEL ATTACHMENT.  
ENABLES YOU TO STOCK ONE PRODUCT AND FILL THE NEED  
OF BOTH A FIXED AND SWIVEL WHEEL FOR YOUR CUSTOMER!**



**EASILY CHANGES  
FROM FIXED TO  
SWIVEL WHEEL!**




### Swivel Wheel with Lock & Two Sets of Rear Glides

**350 LB**  
WEIGHT CAPACITY

10115 5" Swivel Wheel with Lock, 1pr/bx  
(Has replaced 10103 and 10113, 10102)

#### FEATURES:

- Can be locked for fixed wheel or unlocked for a swivel wheel.
- Allows for 5 adjustments.
- Rubber wheels allow walker to roll easily and smoothly over irregular surfaces.
- Includes rear glide caps (item #10107).
- 350 lb. Weight Capacity.



**EASILY CHANGES  
FROM FIXED TO  
SWIVEL WHEEL!**




### Swivel Wheel with Lock & Two Sets Rear Glides

**350 LB**  
WEIGHT CAPACITY

10113\* 3" Swivel Wheel with lock, 1pr/bx

#### FEATURES:

- Can be locked for fixed wheel or unlocked for a swivel wheel.
- Allows for 8 height adjustments.
- Rubber wheels allow walker to roll easily and smoothly over irregular surfaces.
- Includes rear glide caps, (item #10107) and glide covers (item #10107C) allowing use on all surfaces.
- 350 lb. Weight Capacity



10106



### Rear Glide Brakes with 3" Wheels

**350 LB**  
WEIGHT CAPACITY

10106 1 pr/bx

#### FEATURES:

- For use on back of wheeled walker.
- 3" wheel glides along surface until weight is applied to hand grip, which activates rubber tip brake.
- Allows for 8 height adjustments.
- 350 lb. Weight Capacity.



10104



### Rear Glide Brake

**350 LB**  
WEIGHT CAPACITY

10104 1 pr/bx

#### FEATURES:

- For use on back of wheeled walker.
- Nylon tip glides along surface until weight is applied to hand grip, which activates rubber tip brake.
- Allows for 8 height adjustments.
- 350 lb. Weight Capacity.

\*Important Notice: Item numbers that display an asterisk (\*) reflect an item that will be discontinued or package change.