

INVACARE®  
**ROLLITE®**  
ROLLATORS



The **Invacare® Rollite® Rollator** line is unlike any other rollator line in the industry. Invacare has taken the Rollite Rollator one step further, offering the sizes, wheel types and colors that consumers want. The Rollite line offers adult and junior sizes in different colors. For improved mobility over rougher terrain, large 8" wheel models are available in adult and tall sizes (Midnight Blue color). Along with additional features, the Rollite line provides the comfort, durability and quality that consumers have come to expect from Invacare products.

---

### 65100R Rollator Features

Lightweight aluminum frame  
Flip-up seat with built-in handle  
Ergonomic dual-paddle folding mechanism  
Folds into a compact unit for storage and transport  
Flexible backrest for comfort  
Ergonomic handbrakes lock the rear wheels for security  
Adjustable seat-to-floor height

---

**HCPCS Code: E0143/E0156**



1. Folds into a compact unit for storage. Built-in seat handle allows for easy transport



65100R Rollite Adult Rollator  
65100R-JR Rollite Junior Rollator (pictured)

---

### 65100 Rollator Features

Lightweight aluminum frame  
Flip-up seat with built-in handle  
Ergonomic dual-paddle folding mechanism  
Folds into a compact unit for storage and transport  
Flexible backrest for comfort  
Ergonomic handbrakes lock the rear wheels for security  
Adjustable seat-to-floor height

---

**HCPCS Code: E0143/E0156**



1. Folds into a compact unit for storage. Built-in seat handle allows for easy transport



65100 Rollite Adult Rollator (pictured)  
65100-JR Rollite Junior Rollator

NOTE: Rollators are not intended to be used as wheelchairs.

All references to HCPCS codes: Providers are responsible for determining the appropriate billing codes when submitting claims to the Medicare program, and should consult an attorney or other advisor to discuss specific situations in further details.

---

---

## 68100 Rollator Features

Lightweight aluminum frame  
Flip-up seat with built-in handle  
Ergonomic dual-paddle folding mechanism  
Folds into a compact unit for storage and transport  
Flexible backrest for comfort  
Ergonomic handbrakes lock the rear wheels for security  
Adjustable seat-to-floor height

---

## HCPCS Code: E0143/E0156



1. Folds into a compact unit for storage. Built-in seat handle allows for easy transport



### 1. **Basket**

Model # 65110 for 65100, 65100R and 68100-TA  
Model # 65109 for 65100-JR, 65100R-JR and 68100  
10 lb. weight capacity  
Position basket underneath seat to secure valuables



### 2. **Tray**

Model # 65408  
For food and beverage placement  
For use on all Rollite models

NOTE: Rollators are not intended to be used as wheelchairs.

All references to HCPCS codes: Providers are responsible for determining the appropriate billing codes when submitting claims to the Medicare program, and should consult an attorney or other advisor to discuss specific situations in further details.

---

**Invacare Corporation**  
www.invacare.com

#### USA

One Invacare Way  
Elyria, Ohio  
44035-4190  
(800) 333-6900














#### Canada

570 Matheson Blvd. E.,  
Unit 8  
Mississauga, Ontario  
L4Z 4G4 Canada  
(800) 668-5324

©2012

Invacare Corporation.  
All rights reserved.  
Trademarks are identified  
by the symbols ™ and  
®. All trademarks are  
owned by or licensed  
to Invacare Corporation  
unless otherwise noted.  
Specifications are subject  
to change without  
notification.  
Form No. 11-234  
111258



| Model #            |  Dimensions Overall |  Dimensions Inside Handgrip |  Dimensions At Base |  Depth Folded   |  Seat Dimensions     |  Seat-to-Floor Height |  Wheels |
|--------------------|--|--|--|--|---|--|--|
| 65100, 65100R      | 27" W  | 18.25" W   | 22"Wx24"D  | 7"   | 17"Wx9.5"D  | 19"-23"  | 5"   |
| 65100-JR,65100R-JR | 27" W  | 18.25" W   | 22"Wx24"D  | 7"   | 17"Wx9.5"D  | 16.5"-20.5"  | 5"   |
| 68100              | 27" W  | 18.25" W   | 22"Wx26"D  | 7"   | 17"Wx9.5"D  | 19.5"-23.5"  | 8"   |
| 68100-TA           | 27" W  | 18.25" W   | 22"Wx26"D  | 7"   | 17"Wx9.5"D  | 22"-26"  | 8"   |
|                    |  Height Adjustments |  Weight                     |  Weight Capacity    |  Client Height* |  Quantity Per Carton |  Limited Warranty     |  |
| 65100, 65100R      | 32"-36"  | 13.5 lb.   | 300 lb.  | 5'4"-6'  | 1   | 5 Years Frame<br>1 Year Components**   |  |
| 65100-JR,65100R-JR | 29"-33"  | 13.5 lb.   | 300 lb.  | 4'11"-5'7"   | 1   | 5 Years Frame<br>1 Year Components**   |  |
| 68100              | 32"-36"  | 13.5 lb.   | 300 lb.  | 5'4"-6'  | 1   | 5 Years Frame<br>1 Year Components**   |  |
| 68100-TA           | 35"-39"  | 16.5 lb.   | 300 lb.  | 5'11"-6'6"   | 1   | 5 Years Frame<br>1 Year Components**   |  |

\* Client height is approximation. Each individual should always consult with his/her physician or therapist to determine proper adjustment.

\*\* No tires/wheels

NOTE: Rollators are not intended to be used as wheelchairs