

INVACARE® TRANSFER BENCHES



Invacare® Transfer Benches help make transfers in and out of the bathtub safer and more comfortable. They feature anodized aluminum frames that are rust-resistant, arm rails for support and non-marring rubber tips.

Invacare® CareGuard™ Tool-less Transfer Bench Features

Model # 98071

Compact design

Three-piece blow-molded seat

Textured seat with drain holes

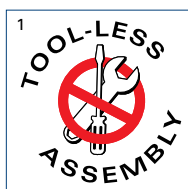
No tools required to assemble

Hand hole in seat back for easy transport

Suction cups

Half-inch increments and adjustments

HCPCS Code: E0247



1. Tool-less assembly



Invacare® I-Class™ Heavy-Duty Transfer Benches Features

Model # 9670: Partially assembled, 9670U: Unassembled (not shown), 9670C: Partially assembled with commode opening


Sturdy, durable, one-piece blow-molded seat

Textured seat with drain holes

Ergonomically shaped, reversible backrest snaps in and out easily without tools

Built-in soap dish and hand-held shower holder

HCPCS Code: E0248



1. Bariatric size

2. Tool-less assembly

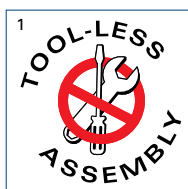


Invacare® Vinyl Padded Transfer Bench Features

Model # 9871 Partially assembled, 9871-1 Partially assembled

Vinyl seat and back are padded with 1.25" open-cell foam for comfort

HCPCS Code: E0247



1. Tool-less assembly



Invacare® Bariatric Transfer Bench Features

Model # 9675-2

700 lb. weight capacity

Wide, deep seating surface

Contoured seat and backrest

Adjustable height legs

Durable aluminum frame with dual cross brace for added stability

Backrest easily snaps into assembled seat frame with no tools required

HCPCS Code: E0248



1. Bariatric size



Invacare Corporation
www.invacare.com

USA

One Invacare Way
Elyria, Ohio
44035-4190
(800) 333-6900







Canada

570 Matheson Blvd. E.,
Unit 8
Mississauga, Ontario
L4Z 4G4 Canada
(800) 668-5324

©2012

Invacare Corporation.
All rights reserved.
Trademarks are identified
by the symbols ™ and
®. All trademarks are
owned by or licensed
to Invacare Corporation
unless otherwise noted.
Specifications are subject
to change without
notification.
Form No. 11-238
111268



| Model # |  Overall Dimensions |  Seat Dimensions |  Weight |  Weight Capacity |  Units Per Carton |  Limited Warranty |
|--------------------|---|--|--|--|---|---|
| 98071 | 30"-34" H 29" W 15.25" D | 18"-22" H 27" W 16.25" D | 10 lb. | 315 lb. | 2 | 3 Years |
| 9670, 9670U, 9670C | 31.25"-35.75" H 30.5"-31" W 16.25"-17" D | 18"-22.5" H 33.25" W 18" D | 12 lb. | 400 lb. | 2, 1, 2 | 3 Years |
| 9871, 9871-1 | 17.5"-22" H 30.5"-31" W 16.25"-17" D | 17.5"-22" H 23" W 16" D | 13 lb. | 300 lb. | 2, 1 | 3 Years |
| 9675-2 | 16.25"-20.25" H | 27" W 16" D | 16 lb. | 700 lb. | 2 | 3 Years |