

3420 & 3429 Single-Panel Wide Screen



CUSTOMER INSTRUCTIONS

PLEASE READ AND FAMILIARIZE YOURSELF WITH ALL INSTRUCTIONS BEFORE USING THIS PRODUCT. If you have trouble understanding these instructions contact your dealer or Winco customer support, (800) 237-3377 before attempting to use this product; otherwise injury may occur.

Winco assumes no responsibility for damage or injury caused by the improper assembly, installation or use of these products.



1. READ AND FOLLOW ALL DIRECTIONS.
2. NEVER place screen on a cart, table, stand or other objects; Screen could fall and SERIOUS INJURY MAY OCCUR.
3. NEVER place screen near open flame or over a radiator or heat register.
4. NEVER place screen in front a door, In case of emergency screen could block or hinder evacuation.
5. SUFFOCATION DANGER to children if vinyl is not attached to screen; Screen could block nose and mouth and prevent breathing. VINYL SCREEN IS NOT A TOY.
6. DO NOT allow children to play with screen; Screen could fall and INJURY MAY OCCUR.
7. Periodically, recheck tightness of all nuts, bolts and screws.
8. Screen should ALWAYS be positioned on level surface.
9. NEVER stand or ride on screen legs; INJURY MAY OCCUR.
10. DO NOT use screen in or with ANY type of vehicle or trailer.
11. DO NOT attach objects to screen frame; Screen can tip over and INJURY MAY OCCUR.
12. Immediately remove from service; Any screen with broken or missing parts, torn vinyl, or other visible damage.
13. USE ONLY WINCO AUTHORIZED REPLACEMENT PARTS.
14. SAVE THESE INSTRUCTIONS for future reference and training.

Tools needed:

- Phillips-Head Screwdriver
- 7/16" wrench (multiple size wrench included)
- Scissors or box cutter
- - If using powered tools always start hardware together by hand first –

PLEASE READ AND FAMILIARIZE YOURSELF WITH ALL INSTRUCTIONS BEFORE PROCEEDING WITH ASSEMBLY

1. Insert caster inserts into ends of screen legs. (This is done for crutch tip or caster installation)
2. You must choose either casters or crutch tips for your screen – both are provided to you. Casters must be inserted into the caster inserts. Crutch tips must be installed over the ends of the legs.

LEG INSTALLATION

3. Install legs on mainframe using (4) ¼" x 1-1/2" phillips head screws and locknuts.
NOTE: Make sure the legs are installed so that the bends of the legs face the outside of the frame. This is necessary to provide the maximum footprint.
4. Use your phillips head screwdriver and 7/16" wrench to tighten.
Bolts must fit snugly into holes for secure leg mount.
5. Verify that your screen is level. If necessary the legs can be slightly bent so that all legs touch the floor.

PANEL REPLACEMENT

6. To replace Vinyl Panels, grasp Curtain Rod at end away from Spring Retainer Clip, and slide Curtain Rod towards clip. This will release Curtain Rod from Main Frame.
7. Periodically check all fasteners for tightness. To clean Vinyl Panels use only mild liquid soap and water .


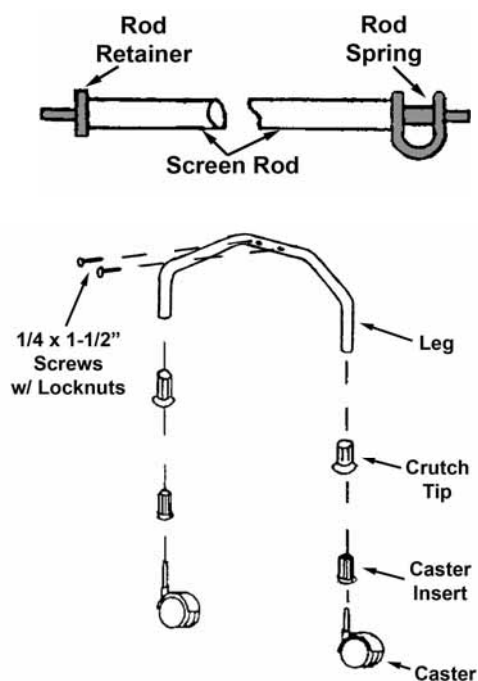
Wrinkles in Vinyl Panel – Storage and shipping causes wrinkles of the vinyl panel of your Winco Screen; This is normal. Please allow 1-2 weeks at room temperature (approx. 70+ degrees) to allow for vinyl to return to original appearance.



WARNING

NEVER stand or ride on screen legs.

Do not over tighten nuts and bolts. Periodically recheck all fasteners for tightness.



Visit our website www.wincomfg.com/product-documents/parts-lists for a complete parts list catalog of your chair or call Customer Service @ 1-800-237-3377 to request it by mail.

Other Quality Winco Medical Furnishings You May Be Interested In:



Clinical
Recliners




Exam Tables



Convalescent (LTC)
Recliners



Ring Binder
Carts



Privacy Screens



Phlebotomy
Chairs



Specialty Chair
Transfer Chairs



Stools



Room Chairs

Visit us online at www.wincomfg.com



LIMITED WARRANTY

• 5516 SW 1st Lane • Ocala, FL 34474
 • Phone (352) 854-2929 • (800) 237-3377
 • Fax (352) 854-9544
 • www.wincomfg.com
 • customerservice@wincomfg.com

TERMS

Winco Mfg., LLC. warrants this product to be free of manufacturer's defects in material and workmanship, provided that the product is used according to normal operating conditions and proper maintenance intended by manufacturer. This warranty is available only to the original retail purchaser, is non-transferable and commences on the date of retail sale; proof of purchase required.

Limited One Year Complete Product Warranty: Winco Mfg., LLC warrants the complete product for one (1) year. At Winco Mfg., LLC. sole discretion, it may repair or replace any components freight free that are found to be defective during the first year. *Winco Mfg., LLC. shall not be liable for any labor, or any other costs incurred as a result of or in conjunction with a warranty claim.*

Limited Three Year Warranty: Winco Mfg., LLC warrants the recliner mechanisms, electrical components, vinyl [from cracking or delaminating] pressurized gas springs, when new, for a period of three (3) years. At Winco Mfg., LLC. sole discretion, it may repair or replace components found to be defective. *Winco Mfg., LLC. shall not be liable for any labor, shipping or any other costs incurred as a result of or in conjunction with a warranty claim.*

Limited Lifetime Chair Frame Warranty: Winco Mfg., LLC warrants the steel chair frame, when new, for the lifetime of the original purchaser. This limited warranty does not apply to paint/finish or any components attached to the frame such as; upholstery, foam, casters, mechanisms or related parts that are covered under above warranties. *Winco Mfg., LLC shall not be liable for any labor, shipping or any other costs incurred as a result of or in conjunction with a warranty claim.*

The purchaser's exclusive remedy under this warranty shall be limited to such repair or replacement of defective components at Winco Mfg., LLC sole discretion. For warranty service, contact the dealer that the product was originally purchased from or Winco Mfg., LLC directly.

EXCLUSIONS

There are no other warranties, conditions, representations or guarantees, express or implied, made or intended by Winco Mfg., LLC and all other warranties, conditions, representations or guarantees including any warranties, conditions, representations or guarantees under any Sale of Good Act or Like legislation or statute is hereby expressly excluded. Any and all other implied warranties shall not extend beyond the duration of the express warranty. Liability for incidental or consequential damages is excluded to the extent permitted by law. Some states do not allow the exclusion or limitation so the above limitation or exclusion may not apply to you. This warranty gives you specific legal rights. In addition you may also have other rights, which vary from state to state.

GENERAL PROVISIONS

No warranty herein contained or set out shall apply when damage or repair is caused by any of the following:

1. Damage in transit.
2. Accident, alteration, abuse or misuse of product ie. exceeding weight capacities, applying inordinate pressure to footrest/leg rest, use in Mental Health facilities or like institutions.
3. Fire, water damage, theft, war, riot, hostility, acts of God.

Examples contained in this list are not to be construed as all-inclusive.

